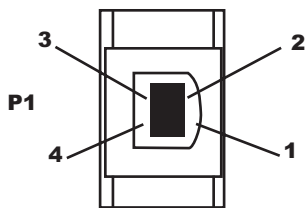


1

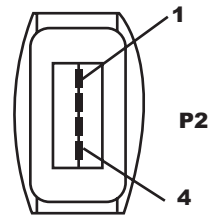
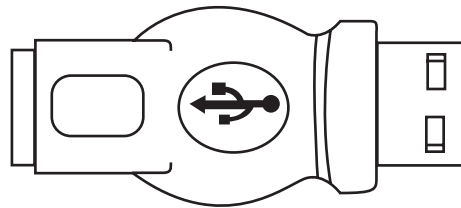
2

3

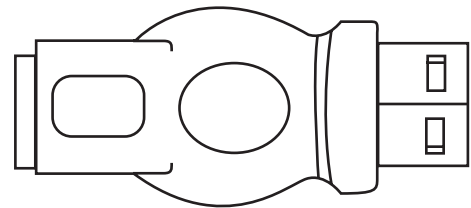
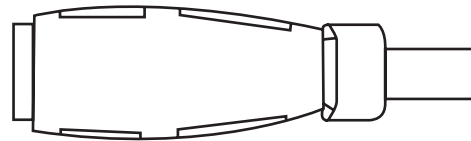
4



USB B Female



USB A Male



Remark:

- 1.Hook Up Wire:Non-UL 26AWG
- 2.Connector: P1: USB B Female Gold Flash Contact; Nickel Plated Shell
Plastic:White
P2: USB A Male Gold Flash Contact; Nickel Plated Shell
Plastic: White
- 3.Hood: Molded Type PVC 45P Color: Beige(NK-A03)
- 4.Test Required: A.100% Open Short & Mis Wire Test
B. Contact Resistance 3 Ohm Max
C. Insulation Resistance 20m Ohm min
- 5.Packing:See P-0039 Rev. C Packing Drawing EAN-Code:4016032066880

PIN Out

(P1)		(P2)
1	_____	1
2	_____	2
3	_____	3
4	_____	4
Shell	_____	Shell

Description

Name :
A-USB-3
 USB B(F)/USB A(M) Adapter



THIS DRAWING IS UNPUBLISHED
 © Copyright 2005 by Assmann Electronic Components All International Rights Reserved
 This drawing is a controlled document for Assmann Electronics, Inc. It is subject to change and the controlling engineering organization should be contacted for the latest revision.

1

2

3

4

A

A

B

B

C

C

D

D